


**MAXANT**  
HONEY PROCESSING EQUIPMENT

[www.maxantindustries.com](http://www.maxantindustries.com)  
[sales@maxantindustries.com](mailto:sales@maxantindustries.com)  
978-772-0576 or 978-772-BEES (2337)  
978-772-6365 (fax)

## 3100 Power Conversion Kit Instructions




**TOOLS NEEDED:**  
7/16" SOCKET AND/OR WRENCH  
1/8" ALLEN WRENCH  
3/4" WRENCH AND/OR ADJUSTABLE WRENCH



**STEP 1**  
REMOVE BELT GUARD WITH 7/16" WRENCH



**STEP 2**  
REMOVE BOTH BELT GUARD BOLTS



**STEP 3**  
USE 1/8" ALLEN WRENCH TO LOOSEN SET SCREW IN PULLEY ON BASKET SHAFT



**STEP 4**  
NOW YOU CAN LIFT BOTH PULLEYS STRAIGHT UP AND OFF THE SHAFTS



**STEP 5**  
REMOVE HAND PULLEY SHAFT/BOLT USING A 3/4" WRENCH. THERE IS A BOLT UNDER THE COLLAR AND UNDER THE TOP BAR

Mail: P.O. Box 454, Ayer, MA 01432 Ship: 58 Barnum Rd, Devens, MA 01434

**Built to Last a Lifetime**




# MAXANT

HONEY PROCESSING EQUIPMENT

[www.maxantindustries.com](http://www.maxantindustries.com)  
[sales@maxantindustries.com](mailto:sales@maxantindustries.com)  
978-772-0576 or 978-772-BEES (2337)  
978-772-6365 (fax)

PLEASE NOTE: NEW MOTOR IS BLACK. BASKET CAN BE ADVANCED MANUALLY!



#### STEP 6

INSTALL BOTTOM COUPLING ONTO BASKET SHAFT, BE SURE SET SCREW IS LOOSENED AND LINED UP ON THE FLAT PART OF THE SHAFT, AND INSTALL RUBBER SPIDER COUPLING



#### STEP 7

USE THE SUPPLIED 1/4" X 20 BOLTS TO BOLT THE MOTOR BRACKET TO THE TOP CHANNEL. DO NOT TIGHTEN UNTIL BRACKET IS PROPERLY LINED UP. ADJUST THE UPPER AND LOWER COUPLING AS NEEDED, LEAVING A SMALL SPACE BETWEEN THE 2 COUPLINGS. MAKE SURE THE SET SCREWS ARE SNUG AGAINST THE FLAT SPOT ON BOTH THE MOTOR SHAFT AND THE BASKET SHAFT



#### CONGRATULATIONS!

YOU HAVE SUCCESSFULLY INSTALLED YOUR MOTOR! ALWAYS START OFF SLOW, AND GRADUALLY INCREASE SPEED AS THE FRAMES TIGHTEN. ALWAYS KEEP HONEY GATE OPEN DURING EXTRACTING. TYPICAL EXTRACTION CAN TAKE ANYWHERE BETWEEN 8 TO 15 MINUTES DEPENDING ON TEMPERATURE

Mail: P.O. Box 454, Ayer, MA 01432 Ship: 58 Barnum Rd, Devens, MA 01434

**Built to Last a Lifetime**

